

Smart Mi Yeelight Bedside lamp

Thank you for choosing Smart Mi Yeelight Bedside lamp! Through the integration of advanced LED and Smart technologies, we have created a new generation of products. Using high quality LED indicators, patented technology of special optical design, uniform display of color temperature and color palette. Experience the beauty of quality lighting.



Quick installation

a



Adaptor connector

Adaptor plug

Power adapter

Buttons and connectors

a) Power Connection

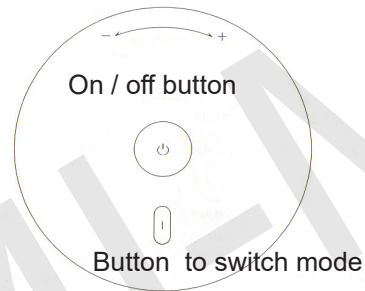
Insert one end of the adaptor into the appropriate slot lamp, and the other - connect to power.

* It is recommended to put the lamp on the bedside table or desk

b) Switching on

Navigate left, right to adjust the brightness

b



On / off button

One click to turn on / off lights.

Button switch mode

One click to switch to the previously set mode.

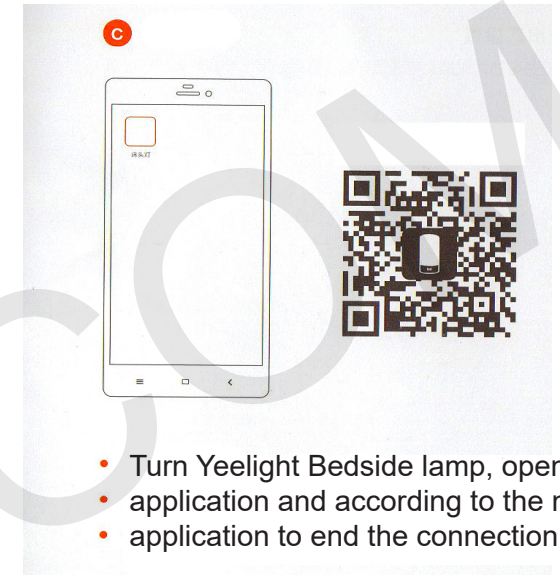
Touch panel

Navigate left, right on the touchpad to adjust the brightness.

c) Smart management of Yeelight Bedside lamp

Turn on Bluetooth on your smartphone

Scan the QR-code, or get the APP Store and load custom application Yeelight.

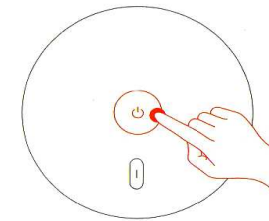


- Turn Yeelight Bedside lamp, open the application and according to the manual application to end the connection.

* You can update the software of the product. For even more functions and optimization of the lamp timely update software Yeelight Bedside lamp.

Advanced Features

Delayed turn off the lamp
Press and hold the On / Off button for a few seconds to activate the lights off delay.

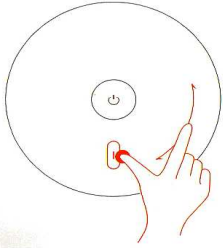


* As default, after 15 minutes the lamp off. But in the application Yeelight you can change the settings of the lamp.

Manual Color Management

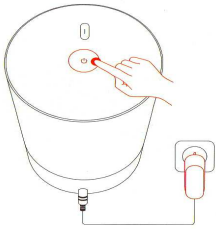
To manually control the color of the lamp, at the same time press the mode button and the touchpad.

* You can not change the predetermined set of colors lamps



Restoring the factory settings

Press and hold the on / off button at the same time into a power outlet adapter. The lamp lights, and you will successfully restore the factory settings of the lamp.



Characteristics

- Brightness Control
- 16mln colors
- Adjusting the color temperature
- Shine
- Touch panel
- Change modes
- Night light
- Mode for the safety of the eye
- Setting the time on / off
- Delay turn off the lamp
- Lamp Control via smartphone
- Updates

Model Basic parameters:

The range of color temperature: 1700K-6500K
Color: 16mln colors
Lifecycle: 20 000 hours
Lumen: 300lm
Height: 221 mm
Diameter: 100 mm
Weight: 680g
Platform Support: Android & iOS
How to connect: Bluetooth 4.0
Adjusting the brightness: touch brightness adjustment
Rated expendable: 100-240V-50-60Hz, 0.5A
Expendable lamp: 12V --- 1A
Rated power: 10W (14h0.7W LED Module)
Operating temperature: -20-45C

Warranty

Warranty service is carried out in accordance with the law on «the rights of consumers of China» and «Law of the PRC on the quality of products.» The warranty service includes:

During the warranty period you have the right to repair, exchange or return an item. For repair, replacement or return of goods you need to present a receipt.

1. Within 7 days from the date of purchase, in case of a problem of «fault list» service center Xiaomi determines the cause of the problem, then you can choose a free replacement product, return or repair.
2. Within 8-15 days from the date of purchase, in case of a problem of «fault list» service center Xiaomi defines the problem, and then you choose a free replacement or repair of the goods.
3. Within 12 months from the date of purchase, in case of a problem of «fault list» service center Xiaomi

defines the problem, then you are given a free repair.

Terms of warranty

The list of circumstances (including, but not limited to), under which compensation is not possible:

1. No warranty card, check or expired warranty;
2. Damage caused by improper use of the device, its maintenance or storage;
3. Damage caused by force majeure, such as lightning, fire or flood;
4. Non-compliance of this model or the code on the device and in the warranty card;
5. discoloration or deterioration of the device as a result of its use.

List of faults

Yeelight Bedside lamp:

- Improper operation of the sensor;
- Problems with work on / off button;
- Problems with the work button changes modes;
- Cracks / breakage due to design or material of the device;

Power adapter:

- Problem with power.

The presence of toxic and hazardous substances

Name	Toxic and harmful substances or elements					
	Pb	Hg	Cd	Cr ⁶⁺	PBB	PBDE
Lamp	0	0	0	0	0	0
power adapter	0	0	0	0	0	0
Additional components	0	0	0	0	0	0
Explanation	A: toxic and harmful substances in all components of the device contained in an amount below the limit value according to SJ / T11363-2006 "requirements limiting the presence of toxic and hazardous substances in products." X: indicates the presence of toxic and hazardous substances at least one of the components in this product in excess of the limit value, according to SJ / T11363-2006 "requirements limiting the presence of toxic and hazardous substances in products."					

Safety rules

1. Do not use a power adapter that is not included in the standard lamp.
2. To prevent damage to the device, disassemble or repair it yourself.
3. Install the lamp away from the water to prevent its penetration / device.
4. Install the lamp away from fire and high temperatures.
5. Do not cover it with clothing, bedding, or other things like that, because it affects the heat dissipation.

XIAOMI-MI.COM