

## Mi Bluetooth Headset

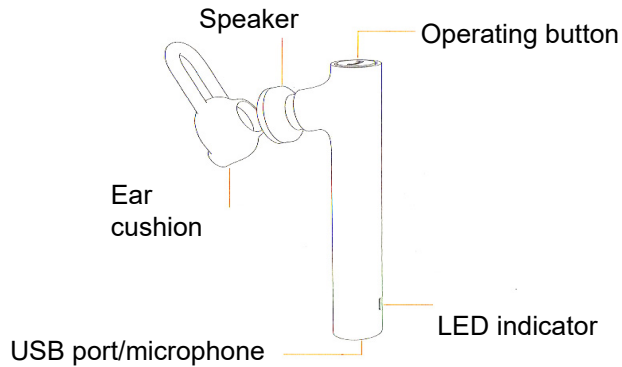
Large ear cushions



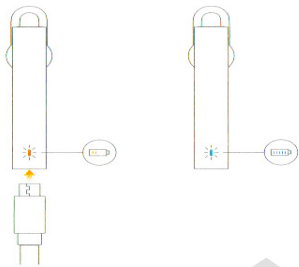
Medium-sized ear cushions



Small ear cushions



## Charging



On a low battery, the headset indicator may light s and a reminder appears in your phone.

Restoring the factory settings:

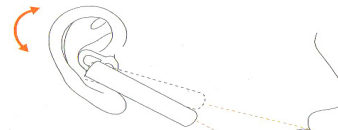
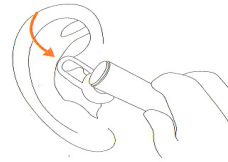
During charging, press and hold control button until red indicator lights

Long press

Indicator is flickering

## Usage

A medium-sized ear cushions used by most of people. It is recommended to start to use the headset with the ear cushions of medium size.

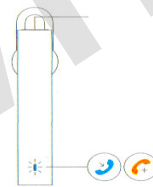


Slightly plug a speaker into ear until it stuck still

A microphone should be placed toward the mouth.

## Main functions

One press



**Answer to call**

On incoming call (blue indicator is flickering), press control button

Long press

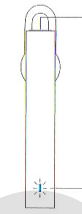


**Decline a call**

On incoming call (blue indicator is flickering), long press control button

## Pairing with a phone

Long press



Indicator is flickering



Press and hold the control button to open a window on the status of your phone with a headset interface (flashing blue LED).

First pair your phone with a headset opens a window on the status of a phone connection to the headset. In the future, after a long press of a button on the headset once the blue indicator light flashes, indicating that a phone is connected to the headset.

Locate Bluetooth device «Mi headset» and click it to pair.

## Main functions

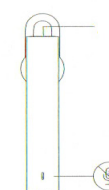
Double press



**Quick dial last call**

Press control button twice

Double press



**Enable silent mode**

During a call press control button twice