


480mm

60mm
100mm

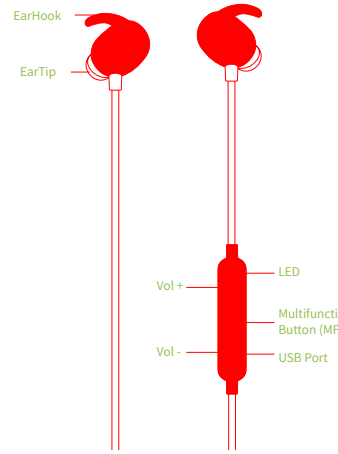
200mm



QCY-QY19
Bluetooth Earphones

Quick Start


Power-on



EarHook
EarTip

Vol + LED
Multifunction Button (MFB)
Vol - USB Port

How to Wear



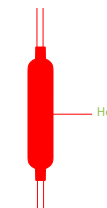
Semi-closed EarTips (suitable for sports)
Closed EarTips (suitable for music)

Large x2 Medium x2 Small x2

EarHooks (securing earphones in place)


Gently push the earbud into your ear canal and adjust the EarHook to fit yourself!

How to Connect



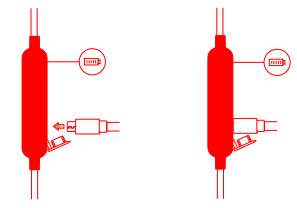
Hold for 5s

To enter pairing mode, hold MFB until LED flashes red and blue promptly. The earphones will auto enter pairing mode for the first time use. Otherwise, please follow the above process.



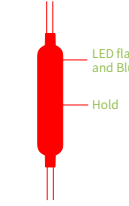
On cellphone, activate Bluetooth facility, search for and tap "QCY-QY19" to connect.

How to Charge



Low battery will be indicated by red blinking LED with voice prompt

Factory Resetting



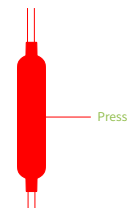
LED flashes Red and Blue
Hold

During charging, hold MFB until LED flashes red and blue alternately

General Functions

Answer Call

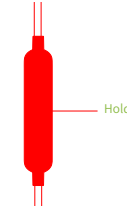
Press MFB to answer incoming call(LED flashes blue promptly)



Press

Reject Call

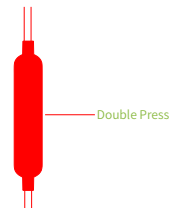
Hold MFB for 1s to answer incoming call(LED flashes blue promptly)



Hold

Last Number Redial

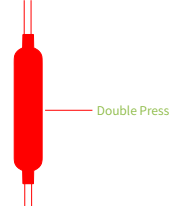
When standby, double press MFB
Note: This function is phone dependent



Double Press

Mute

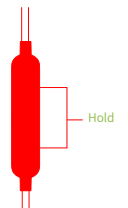
When calling, double press MFB



Double Press

Skip Track

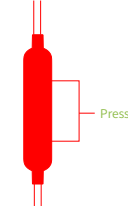
When playing music, hold Vol +/- for 1 second to track forward / back



Hold

Volume Control

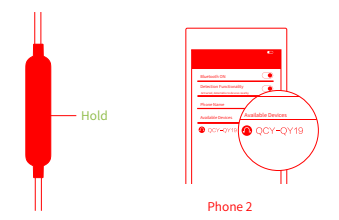
When calling or playing music , press Vol +/- to adjust volume




Press

Multi-point Connection

- Refer to "How to Connect" to connect the earphones to Phone 1 and turn off the earphones.
- Hold MFB until LED flashes red and blue. Activate the Bluetooth function of Phone 2, search for "QCY-QY19" and tap to connect.



- Go back to Phone 1 and select "QCY-QY19" from the devices list to finish the multi-point connection.



Three-way Calling

When you are handling a call on phone 1 and if there's an incoming call from phone 2, press MFB to activate the second call and put the 1st call on hold. You may switch between held call and active call by double pressing MFB.

Play/Pause

When playing music, press MFB once to pause or resume playing

Activate Voice Assistant

Hold MFB for 1s under standby to activate voice assistant

Switch voice output

When calling, hold MFB for 1s to switch voice output between earphones and cellphone

Features

- With advanced Bluetooth v4.1 CSR chip, it is compatible with most digital devices
- aptX aptX helps reveal sound as great as CD level
- Light weight (12.7g) and small size, comfortable and pressure-free wearing

Basic Parameters

Bluetooth Version: V4.1	Model: QY19
Charging Time: 2 hr	Weight: 12.7 g
Standby Time: 155 hr	Operating Range: 33ft/10m
Bluetooth Profile: HFP/A2DP/	Talk Time: 5 hr
HSP/AVRCP	Battery Capacity: 3.7V 74mAh
Battery Type: Li-ion	Input Parameter::5V=100mA

Q&A:

- Why I can not turn on my earphone?**
Answer: Please fully charge the earphone before using (especially for the first time to use), since the device can not open without power.
- Why I can not hear anything from my earphone?**
Answer: Please double check the connection is available, especially for the audio device which has to be connected. If they fail to connect with each other, please re-connect them. Also try to check if the volume is loud enough to be heard.
- The earphone is undetected by a cellphone.**
Answer: Please check whether your earphone is in "pairing mode". If it is unpaired for a long time, "pairing mode" will be terminated. So re-entering the "pairing mode" is necessary.
- I can not listen music even if earphone has been connected.**
Answer: In android system, sometimes "cellphone audio" or "media audio" in the cellphone need to be selected otherwise it happens like this.
- I can not use my earphone to talk on the phone.**
Answer: In android system, sometimes "cellphone audio" or "media audio" in the cellphone need to be selected otherwise it happens like this.
- I can not connect the earphone with a cellphone.**
Answer: Please try to delete all data in the paired devices list, reset your cellphone and pair again.

After Service and Support

1.Warranty Period

- Returning: 1 year after you purchase this item.
- Repairing: 2 years after you purchase this item.

2.Free Returning will Only be Accessed under All of Following Circumstances

- 1 year after you purchase this item.
- These completed guarantee receipts have to be provided to distributor(item model No., sales date and item serial No. shall be displayed on invoice and warranty card).
- Required item has to be with full package and all accessories.
- Malfunction has to be caused by quality deficiencies.

Notes: Exchanged item will have the same model No. and spec. as your required one's.

3. Free Repairing will Only be Accessed under All of Following Circumstances

- 2 years after you purchase this item.
- These completed guarantee receipts have to be provided to distributor(item model No., sales date and item serial No. shall be displayed on invoice and warranty card).
- Malfunction has to be caused by quality deficiencies.

Free repairing & returning will not be accessed under following circumstances

- Item is out of warranty period or effective sales receipt and warranty card fail to be provided.
- Breakdowns of housing, bags, gifts and accessories or any non-functional faults.
- Unauthorized disassembly, breakdowns caused by improper operation or using in environment which is forbidden in user's manual.
- Artificial damages including but not limiting to leaking, damped, dropping off, squeezing, breaking, burning and distortion).
- Faults caused by force Majeures (such as earthquake, fire and flood).

Hazardous substances and their contents in the item

Part Name	Hazardous Substances					
	(Pb)	(Hg)	(Cd)	(Cr(VI))	(PBB)	(PBDE)
Main body	X	O	O	O	O	O
Battery	O	O	O	O	O	O
Ear tips	O	O	O	O	O	O
Accessories	O	O	O	O	O	O
Charging cable	X	O	O	O	O	O

This form is made by SJ/T 11364 regulation.
O: means that hazardous substance content in the homogeneous materials of this part is within the limits of GB/T 26572 regulation.
X: means that hazardous substance content in, at least, one certain homogeneous material of this part is beyond the limits of GB/T 26572 regulation.

Lifespan:
As the booklet states, the eco-lifespan of the item is 5 years while using it in normal ways. During the period, no dangerous material will be leaked. The item must be recycled by the local law.

For any after service, please contact QCY customer - service
Perform standard: Q/HL 1-2016 Web: www.qcybluetooth.com
Manufacturer: Dongguan Hele Electronics Co., Ltd.
Address: Dalingya Industrial Zone, Daojiao Town, Dongguan City, Guangdong Province (QCY Environmental Zone, Dalingya No.5, Yuehui Road)

CMYK



PANTONG Cool Gray 9 C



东莞市和乐电子有限公司

资料确认表	名称	公差: mm	料号	30.001.054499	软件		法务
	外箱	±5.0	名称	QY19说明书	电子		品牌
	彩盒	±1.0	材质	105g哑粉	结构		包装
	标签	±0.5	工艺	折叠页	声学		
	说明书	±1.0	CER编号		市场		
	热缩膜	宽±3,高±15					
	防爆袋	宽±3,高±15					



RoHS IP64 FCC ID: RDR-QY19

www.qcybluetooth.com