



Mi Air Purifier 3H User Manual

Warning

- Turn off and unplug the purifier before moving it.
- The purifier cannot turn on when the fan grille and the filter compartment cover are not installed properly.
- Maintain a distance of at least 20 cm between the air inlets and walls or other objects.
- Frequently remove dust, hair, and other particles from the outer mesh screen of the filter, so as to reduce the chance of bacteria growth.
- Remove dust, hair, and particles from the purifier's air inlets to prevent a reduction of air intake.
- Cover the air outlet to prevent dust, hair, and other particles from falling in when the purifier is left unused for a long time.

.....
To avoid fire, electric shocks, or other damage, use the power cord and electrical outlet as instructed below:

- Do not excessively pull, twist or bend the power cord, as this may expose or break the cord's core.
- The power cord must be plugged into a suitable electrical outlet.
- Use the power cord that was provided with the purifier, do not use any third party power cords.
- Always unplug the purifier before carrying out maintenance to or moving the air purifier.
- When the power cord is damaged, it must be replaced with a genuine power cord purchased from the manufacturer or after-sales service department.

-
- Immediately stop using the purifier when it makes unusual sounds, gives off bad odors, overheats, or its fan rotates irregularly.
 - Do not stick your fingers or foreign objects into the protective parts, movable parts, air inlets, or air outlets.
 - Keep objects such as hairs or fabrics away from the purifier to avoid blocking the air inlets or air outlets.
 - Do not sit on, lean on or tilt the purifier.
 - When using in conjunction with gas-fueled appliances (such as gas stoves, gas heaters), please ventilate sufficiently to avoid carbon monoxide poisoning.
 - Do not pour liquids, nor throw powders or other small substances into the purifier's air outlet.

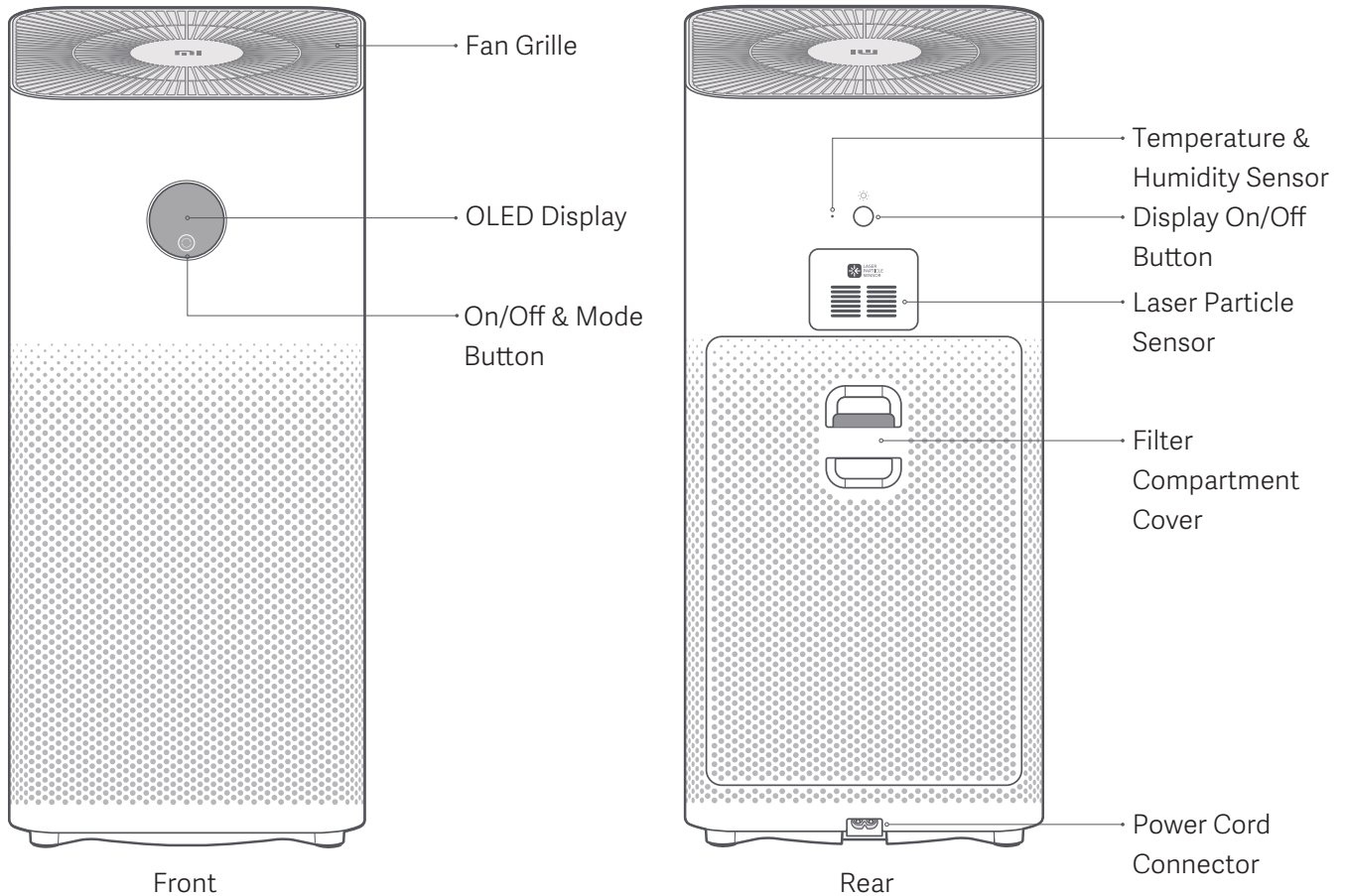
.....
Do not use the purifier in the following circumstances, as they may result in electric shocks, fire, or other damage:

- Near open flames, such as candles, incense burners, stoves, fireplaces, cigarettes, firecrackers, lighters, multi-purpose torches, candle lighters, or fire pans.
- Near appliances that generate high temperatures, such as electric heaters, fan heaters, electric foot warmers, electric stoves, electric irons.
- Make sure no inflammable objects get into the purifier.
- In unstable locations where the purifier can easily fall over.
- In environments that are extremely hot, humid, or damp, such as bathrooms.
- This appliance can be used by children aged from 8 years and above and persons with reduced physical, sensory or mental capabilities or lack of experience and knowledge if they have been given supervision or instruction concerning use of the appliance in a safe way and understand the hazards involved.
- Children shall not play with the appliance.
- Cleaning and user maintenance shall not be made by children without supervision.

Product Overview

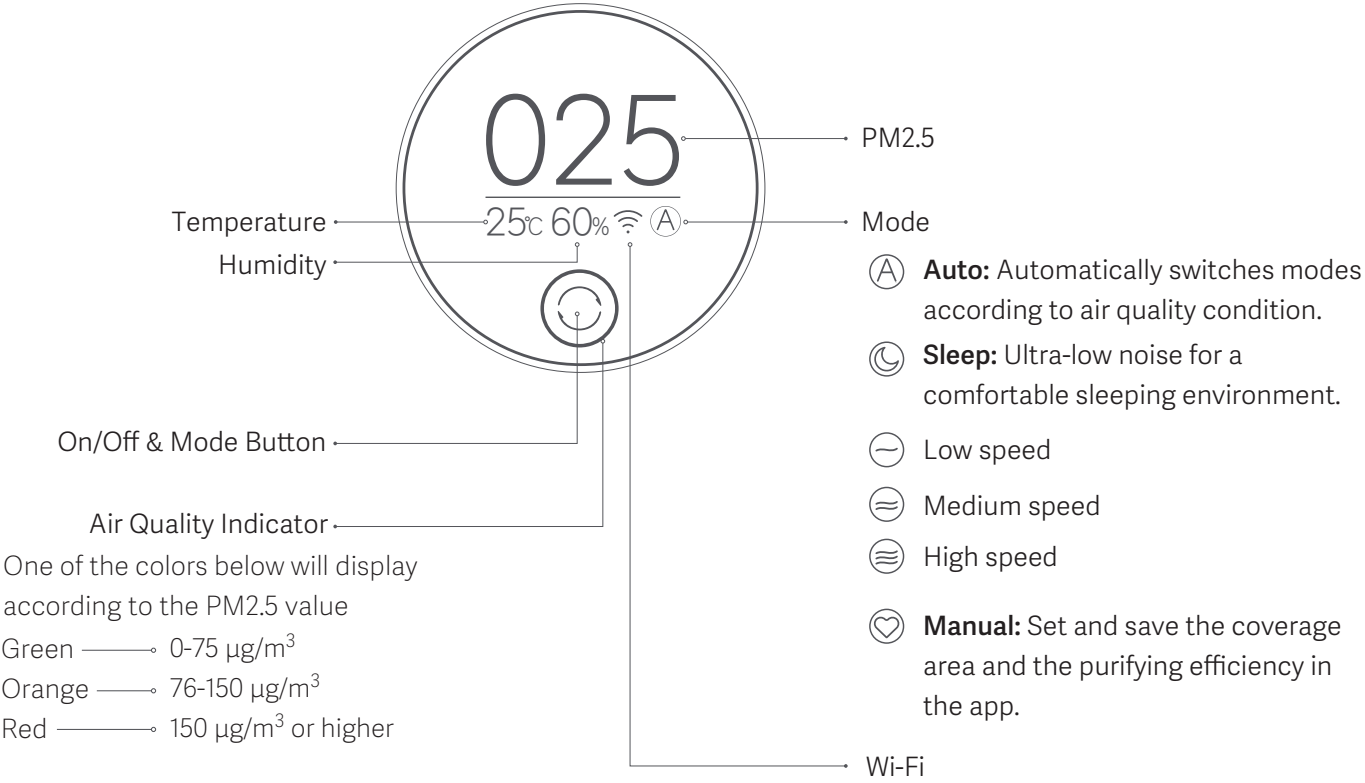
Read this manual carefully before use, and retain it for future reference.

Note: Illustrations of the product, accessories, and user interface in this user manual are for reference purposes only. The actual product and functions may vary due to product enhancements.



Product Overview

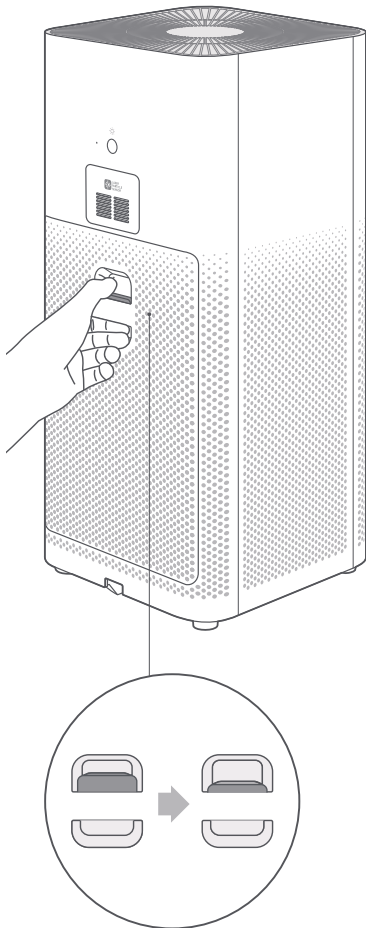
Display



Installation

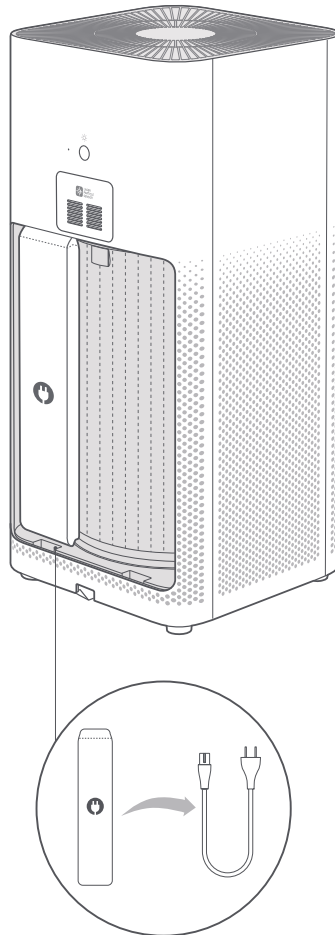
1 Open the filter compartment

Press the buckle to open the filter compartment, and make sure the filter is installed correctly.



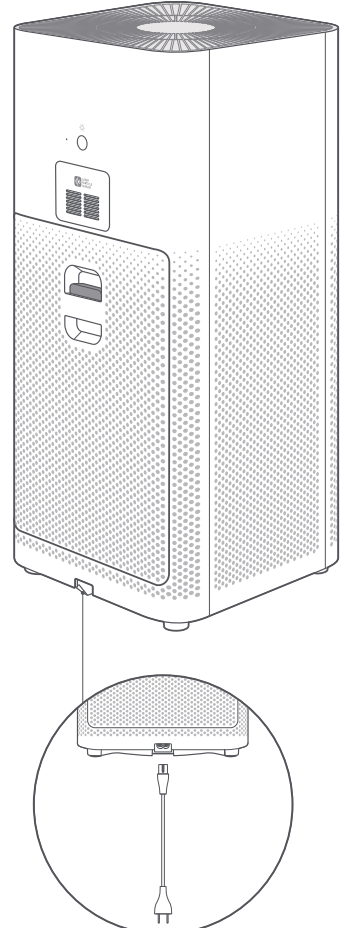
2 Remove the power cord package

Remove the power cord package, and close the filter compartment.

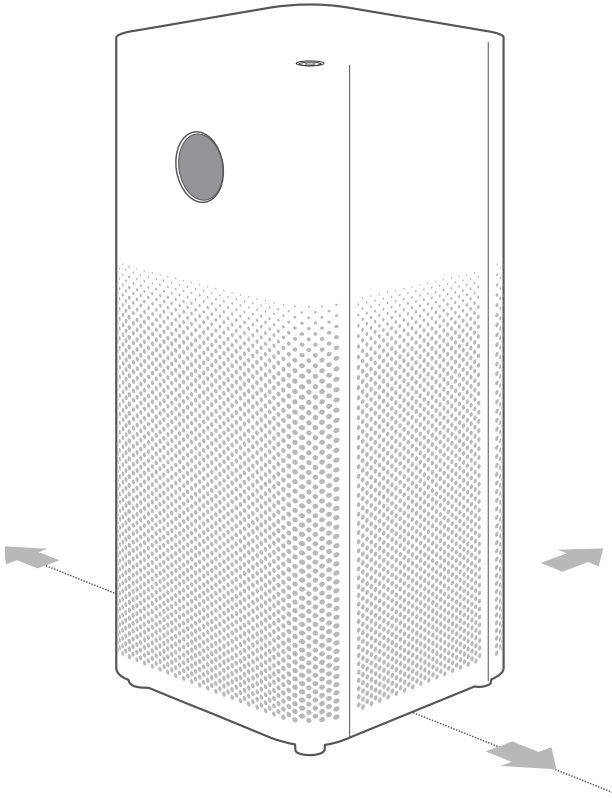


3 Connect to an outlet

Connect the power cord to the connector at the bottom of the purifier, and then plug it into an outlet.




How to Use



Placing the purifier in a suitable location


For optimal performance, maintain the recommended distances between the purifier, and walls and other objects (refer to the illustration above).

Note: It is recommended to keep doors and windows closed for a better purifying effect when using the purifier.



On/Off & Mode Button

Tap to turn on the purifier, then tap to switch modes. Press and hold for two seconds to turn off the purifier.

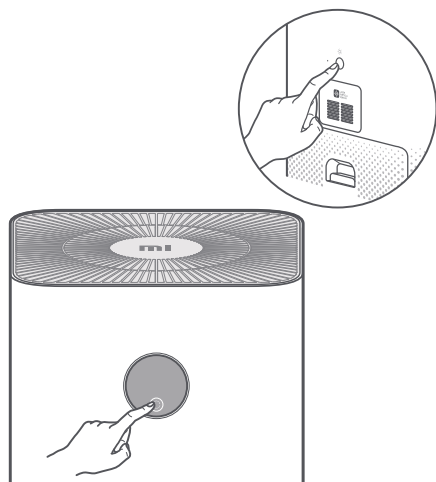


Display On/Off Button

Press the button on the back of the purifier to adjust the display's brightness, or to turn the display on/off.

Resetting Wi-Fi

When the phone cannot connect to the purifier, simultaneously press and hold the On/Off & Mode button and the Display On/Off button for five seconds. Once you hear a beep, the purifier's Wi-Fi has been reset successfully.



Connect with Mi Home / Xiaomi Home App

This product works with Mi Home / Xiaomi Home app*. Control your device with Mi Home / Xiaomi Home app.



Scan the QR code to download and install the app. You will be directed to the connection setup page if the app is installed already. Or search "Mi Home / Xiaomi Home" in the app Store to download and install it.

Open Mi Home / Xiaomi Home app, tap "+" on the upper right, and then follow prompts to add your device.

*The app is referred to as Xiaomi Home app in Europe (except for Russia). The name of the app displayed on your device should be taken as the default.

Note: The version of Mi Home app might have been updated, please follow the instructions based on the current app version.

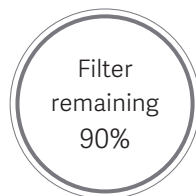
Filter Status Notifications

1 Filter Installation Notification



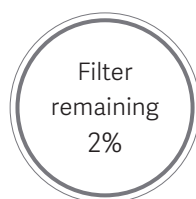
No filter detected, or the installed filter is not genuine.

2 Filter Service Life Notification



When the purifier detects that the filter's service life is more than 10%, either unplug and plug in the power cord again then turn on the purifier, or open and close the filter compartment then turn on the purifier, the filter's remaining service life (in %) will appear on the display.

3 Filter Replacement Notification



The filter replacement period is 6–12 months. If the filter's service life is 10% or less, the display will show a QR code and the filter's remaining service life (in %) whenever you turn on the purifier.

Note: Refer to the Filter Replacement instructions on the inside of the filter compartment cover.

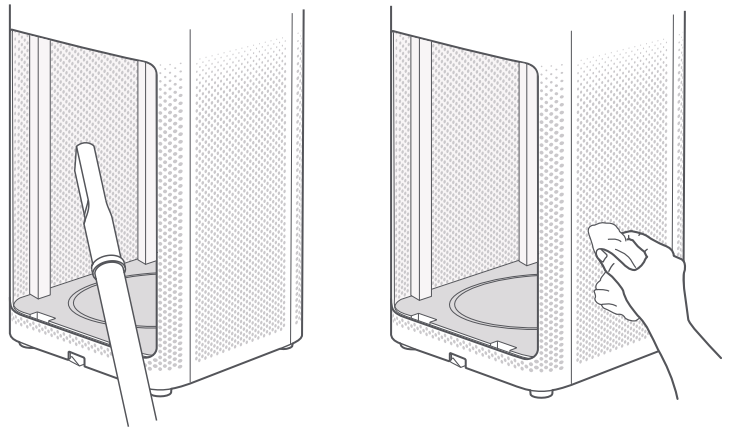
Note: The filter may produce odors when it absorbs excessive harmful gases. It is recommended to store the filter in a place with good lighting and ventilation to improve the activity of the activated carbon and restore its particle adsorption capacity. Please replace the filter when its recommended service life is due.

Care & Maintenance

⚠ Make sure the purifier is turned off and unplugged.

Cleaning the filter compartment

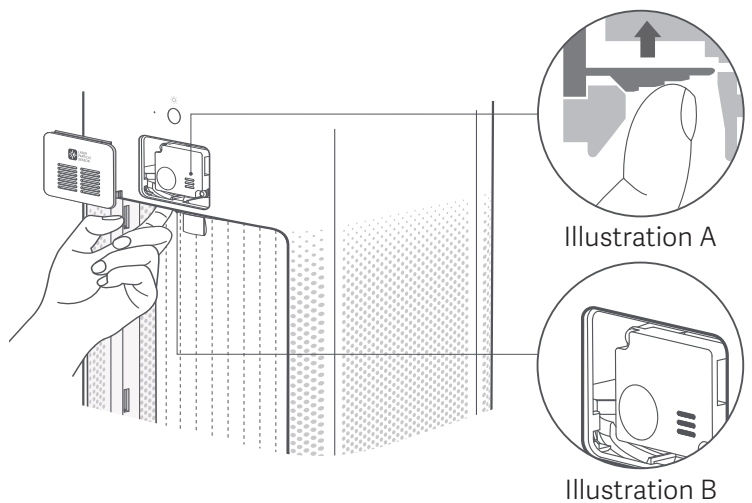
Use a vacuum cleaner or a soft cloth to remove any dust from the air inlets or the filter compartment, so as to ensure optimal ventilation and purification.



Cleaning the laser particle sensor

The latch of the particle sensor's cover is located just above the inside of the filter compartment. Remove the cover, by pushing a finger up against the latch (as shown in Illustration A).

Use an air blow gun or a hair dryer to clean the cover and the sensor (as shown in Illustration B).



Note: Do not use hot air.

Specifications

Name	Mi Air Purifier 3H	Rated Voltage	100–240 V~	Clean Air Delivery Rate (CADR Particles)	380 m ³ /h
Model	AC-M6-SC	Rated Frequency	50/60 Hz	Formaldehyde Clean Air Delivery Rate (CADR Formaldehyde)	60 m ³ /h
Item Dimensions	240 × 240 × 520 mm	Rated Power	38 W	Network Standby Power Consumption	< 2.0 W
Net Weight	Approx. 4.8 kg	Noise Level	64 dB(A)	Wireless Connectivity	Wi-Fi IEEE 802.11 b/g/n 2.4GHz
Area Efficiency	126 m ² /h *	Particle Purification Efficiency	High	Formaldehyde Purification Efficiency	High
Max RF Output Power			Wi-Fi 2.4 G (2400 - 2483.5 MHz): 17.78 dBm RFID (13.56MHz): 0 dBm		

*Calculated according to standard GB/T 18801-2015



Regulatory Compliance Information

Europe — EU declaration of conformity



Hereby, Beijing Smartmi Electronic Technology Co., Ltd. declares that the radio equipment - Mi Air Purifier 3H, type AC-M6-SC is in compliance with Directive 2014/53/EU. The full text of the EU declaration of conformity is available at the following internet address: <http://www.mi.com/global/service/support/declaration.html>

Disposal and recycling information



All products bearing this symbol are waste electrical and electronic equipment (WEEE as in directive 2012/19/EU) which should not be mixed with unsorted household waste.

Instead, you should protect human health and the environment by handing over your waste equipment to a designated collection point for the recycling of waste electrical and electronic equipment, appointed by the government or local authorities. Correct disposal and recycling will help prevent potential negative consequences to the environment and human health. Please contact the installer or local authorities for more information about the location as well as terms and conditions of such collection points.

WARRANTY NOTICE

THIS WARRANTY GIVES YOU SPECIFIC RIGHTS, AND YOU MAY HAVE OTHER RIGHTS CONVEYED BY LAWS OF YOUR COUNTRY, PROVINCE OR STATE. INDEED, IN SOME COUNTRIES, PROVINCES OR STATES, CONSUMER LAW MAY IMPOSE A MINIMUM WARRANTY PERIOD. OTHER THAN AS PERMITTED BY LAW, XIAOMI DOES NOT EXCLUDE, LIMIT OR SUSPEND OTHER RIGHTS YOU MAY HAVE. FOR A FULL UNDERSTANDING OF YOUR RIGHTS WE INVITE YOU TO CONSULT THE LAWS OF YOUR COUNTRY, PROVINCE OR STATE.

1. LIMITED PRODUCT WARRANTY

XIAOMI warrants that the Products are free from defects in materials and workmanship under normal use and use in accordance with the respective Product user manual, during the Warranty Period.

The duration and conditions related to the legal warranties are provided by respective local laws. For more information about the consumer warranty benefits, please refer to Xiaomi's official website <https://www.mi.com/en/service/warranty/>.

Xiaomi warrants to the original purchaser that its Xiaomi Product will be free from defects in materials and workmanship under normal use in the period mentioned above.

Xiaomi does not guarantee that the operation of the Product will be uninterrupted or error free. Xiaomi is not liable for damages arising from non-compliance with the instructions related to the use of the Product.

2. REMEDIES

If a hardware defect is found and a valid claim is received by Xiaomi within the Warranty Period, Xiaomi will either (1) repair the product at no charge, (2) replace the product, or (3) refund the Product, excluding potential shipping costs.

3. HOW TO OBTAIN WARRANTY SERVICE

To obtain warranty service, you must deliver the Product, in its original packaging or similar packaging providing an equal degree of Product protection, to the address specified by Xiaomi. Except to the extent prohibited by applicable law, Xiaomi may require you to present proofs or proof of purchase and / or comply with registration requirements before receiving warranty service.

4. EXCLUSIONS AND LIMITATIONS

Unless otherwise stipulated by Xiaomi, this Limited Warranty applies only to the Product manufactured by or for Xiaomi and identifiable by the trademarks, trade name or "Xiaomi" or "Mi" logo.

The Limited Warranty does not apply to any (a) Damage due to acts of nature or God, for example, lightning strikes, tornadoes, flood, fire, earthquake or other external causes; (b) Negligence; (c) Commercial use; (d) Alterations or modifications to any part of the Product; (e) Damage caused by use with non-Xiaomi products; (f) Damage caused by accident, abuse or misuse; (g) Damage caused by operating the Product outside the permitted or intended uses described by Xiaomi or with improper voltage or power supply; or (h) Damage caused by service (including upgrades and expansions) performed by anyone who is not a representative of Xiaomi.

It is your responsibility to backup any data, software, or other materials you may have stored or preserved on the product. It is likely that the data, software or other materials in the equipment will be lost or reformatted during the service process, Xiaomi is not responsible for such damage or loss.

No Xiaomi reseller, agent, or employee is authorized to make any modification, extension, or addition to this Limited Warranty. If any term is held to be illegal or unenforceable, the legality or enforceability of the remaining terms shall not be affected or impaired.

Except as prohibited by laws or otherwise promised by Xiaomi, the after-sales services shall be limited to the country or region of the original purchase.

Products which were not duly imported and/or were not duly manufactured by Xiaomi and/or were not duly acquired from Xiaomi or a Xiaomi's official seller are not covered by the present warranties. As per applicable law you may benefit from warranties from the non-official retailer who sold the product. Therefore, Xiaomi invites you to contact the retailer from whom you purchased the product.

The present warranties do not apply in Hong Kong and Taiwan.

5. IMPLIED WARRANTIES

Except to the extent prohibited by applicable law, all implied warranties (including warranties of merchantability and fitness for a particular purpose) will have a limited duration up to a maximum duration of this limited warranty. Some jurisdictions do not allow limitations on the duration of an implied warranty, so the above limitation will not be applied in these cases.

6. DAMAGE LIMITATION

Except to the extent prohibited by applicable law, Xiaomi shall not be liable for any damages caused by accidents, indirect, special or consequential damages, including but not limited to loss of profits, revenue or data, damages resulting from any breach of express or implied warranty or condition, or under any other legal theory, even if Xiaomi has been informed of the possibility of such damages. Some jurisdictions do not allow the exclusion or limitation of special, indirect, or consequential damages, so the above limitation or exclusion may not apply to you.

7. XIAOMI CONTACTS

For customers, please visit the website: <https://www.mi.com/en/service/warranty/>

The contact person for the after-sale service may be any person in Xiaomi's authorized service network, Xiaomi's authorized distributors or the final vendor who sold the products to you. If in doubt please contact the relevant person as Xiaomi may identify.

Manufactured by: Beijing Smartmi Electronic Technology Co., Ltd.

(a Mi Ecosystem company)

Address: Room 201-203, Unit 6, Building A, No. 66, Zhufang Road, Qinghe, Haidian District, Beijing

For further information, please go to www.mi.com