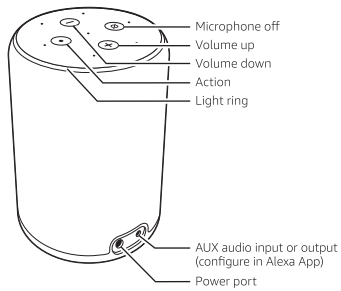


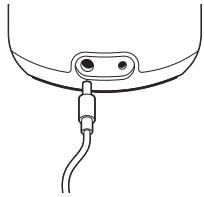
Getting to know your Echo Plus



Also included: Power adaptor

1. Plug in your Echo Plus & wait for Alexa to say hello

Plug the power adaptor into your Echo Plus and then into an electrical socket. A blue light ring will begin to spin around the top. In about 1 minute, Alexa will greet you and let you know to complete setup in the Alexa App.



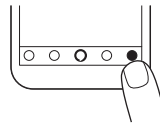
You must use the items included in the original Echo Plus package for optimal performance.

2. Download the Alexa App

Download the latest version of the Alexa App from the app store.

The app helps you get more out of your Echo Plus. It's where you set up calling and messaging, and manage music, lists, news and settings.

After you open the Alexa App, if you are not prompted to set up your device, tap the Devices icon in the lower right of the Alexa App to get started.



You can also start the setup process from your computer browser.

For UK customers: <https://alexa.amazon.co.uk>

For Indian customers: <https://alexa.amazon.in>

For Australian and New Zealand customers: <https://alexa.amazon.com.au>

To learn more about Echo Plus, go to Help & Feedback in the Alexa App.

Optional: Set up your compatible Zigbee smart home devices

If you have a compatible Zigbee smart home device that you are ready to set up, simply say "Alexa, discover my devices", or tap the Devices icon in the lower right of the Alexa App.

Power on your compatible Zigbee smart home devices or put them into setup mode. For help and more information, go to Menu > Help & Feedback > Alexa > Smart Home in the Alexa App.

You can also manage and rename devices in the Smart Home section of the Alexa App.

Getting Started with your Echo Plus

Where to put your Echo Plus

Echo Plus works best when placed in a central location, at least 20 centimetres from any walls. You can put Echo Plus in a variety of places—on a kitchen counter, the end table in your living room or a bedside table.

Talking to your Echo Plus

To get the attention of your Echo Plus, simply say "Alexa".

Give us your feedback

Alexa will improve over time, with new features and ways to get things done. We want to hear about your experiences. Use the Alexa App to send us feedback or visit www.amazon.com/devicesupport.